

SOLIDARITY TRACKS



www.tamonopatia.org

Capacity building in the field of youth

Guide for Participants



Join the club, Go for your future! ►

| www.youthclub.eu |



Co-funded by the
Erasmus+ Programme
of the European Union



GUIDE FOR PARTICIPANTS

<https://e-learning.youthclub.eu/>

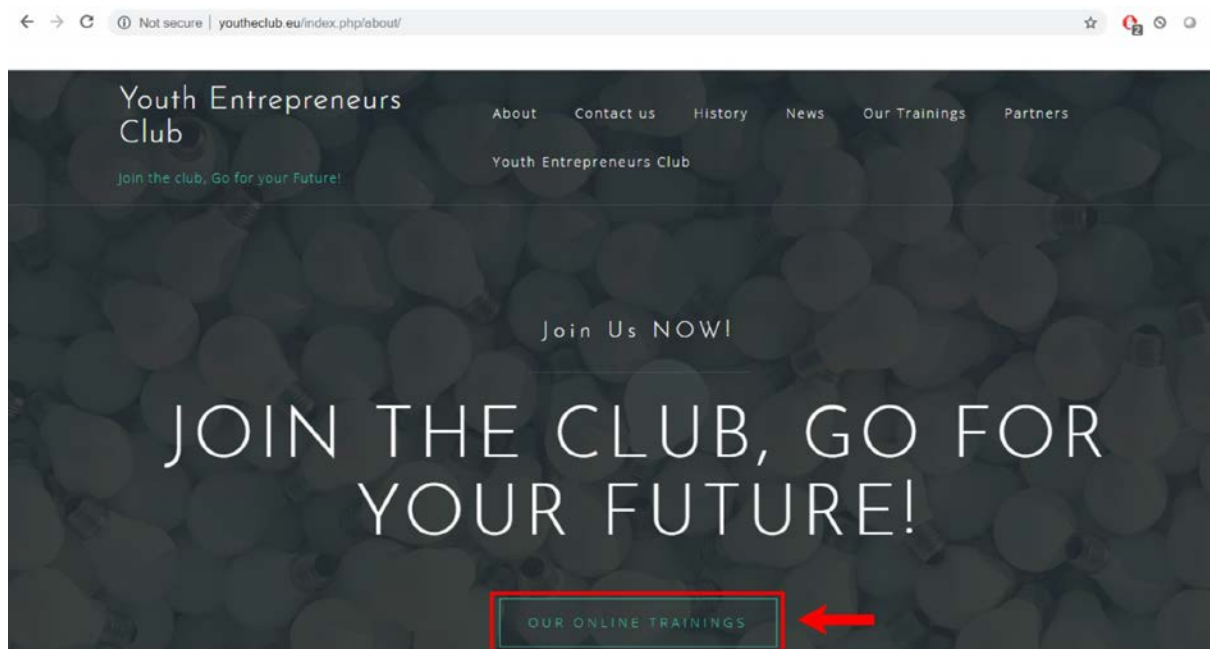
1. What is the platform/What you can gain/Why you should join.

Youth Entrepreneurs Club in the frame of Join the club, Go for your future! offers for motivated youngsters like you, online trainings on how to become entrepreneurs. The online trainings are created by entrepreneurs and educators who would like to empower new young generations to take initiative and create new promising sustainable entrepreneurship businesses. The training is accessible on our external Moodle platform at <https://e-learning.youthclub.eu/>.

WHY YOU SHOULD JOIN THE COURSE?

1. Join the first online training course of social entrepreneurship that was created by professional entrepreneurs from ERASMUS+ partners.
2. Interact in real-time with real professional E-mentors.
3. Gain an international certificate of the social entrepreneurship after completing the course successfully.
4. Make your startup ideas come true after this training course.
5. Accessible for the deaf people, and the disabled people.
6. Gain the necessary knowledge of social enterprise and understand different types of social enterprises.
7. All of the courses are free to access.
8. Easy to log in and join the course everywhere and all the time with your laptop and smartphone that can access the internet.

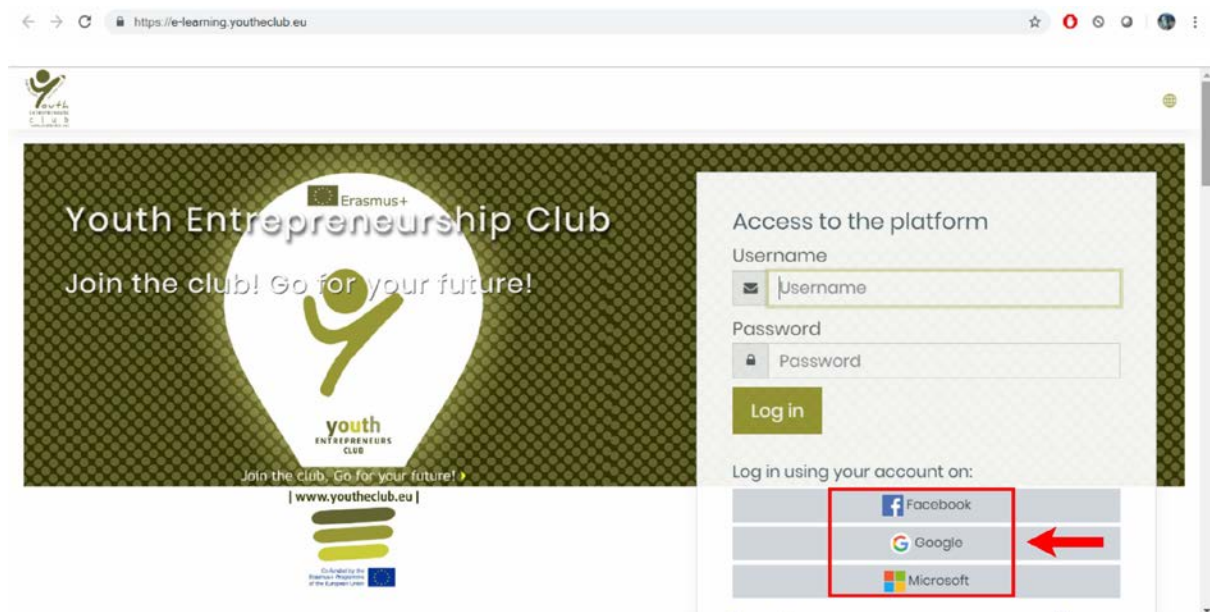
2. How to join/How to enroll



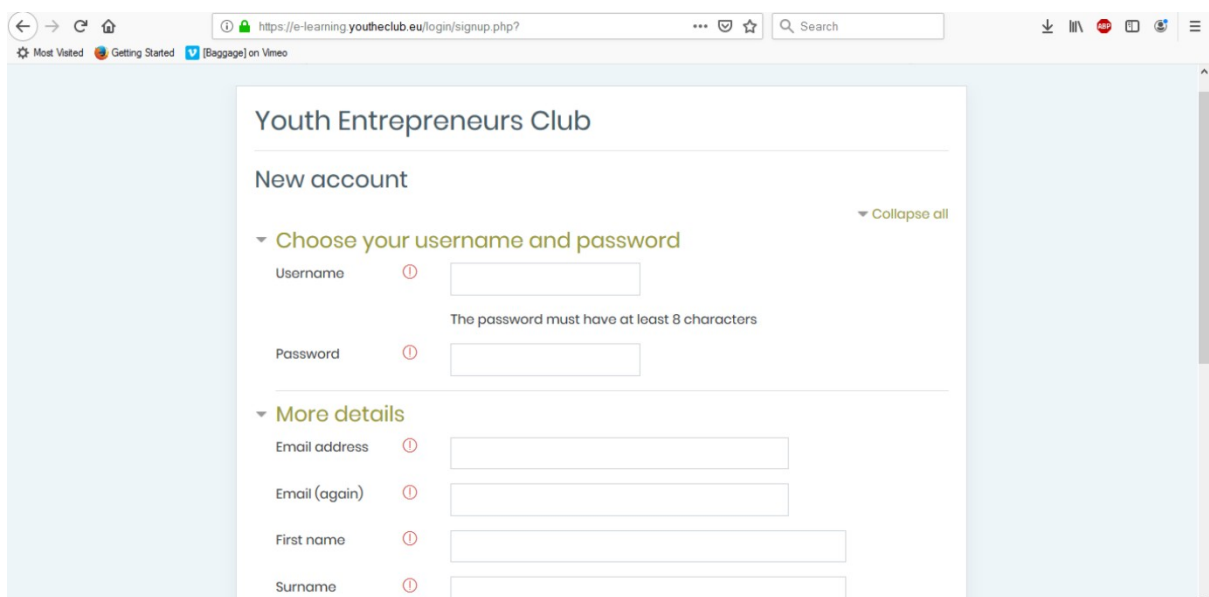
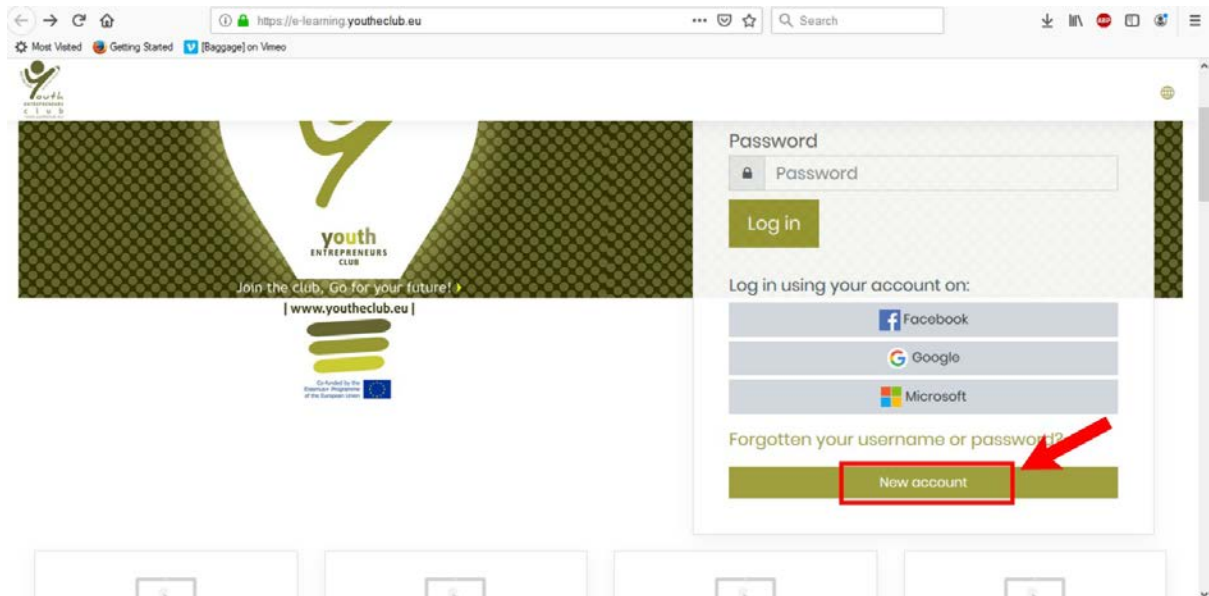
STEP 1: To join in Youth Entrepreneurs Club: Go to <http://youthclub.eu/>

STEP 2: Next, click Our Trainings, then Our Online Trainings

STEP 3: You can choose between Login via Google or Facebook account, or you can create a new account to continue.



We recommend also to use the option “create my new account” to submit your information.



Fill out the required information and click, “create my new account” to submit your information and create your account.

Check your email for an email from e-learning.youthclub.eu Administrator.

https://e-learning.youthclub.eu/login/signup.php?

More details

Email address (i)

Email (again) (i)

First name (i)

Surname (i)

City/town

Country

Select a country

Other fields

What is your date of birth? (i)

17 July 1950

What is your organisation name?

Create my new account Cancel

There are required fields in this form marked (i).

Note: be sure to check not only your inbox, but also your junk or spam folders (sometimes this first email is marked as spam by your email account, which means that you will not see the email in your inbox)

STEP 4: Update your profile, and now you are ready for the course.

3. How to follow the activities

Now you're logging, let's go!

https://e-learning.youthclub.eu/?redirect=0

Available courses

Social problems in my community

This course will explain you how to address real social problems in your community and how to find solutions.

Solve social problems: From idea to action

This training course will provide you the tools and methods to create innovative ideas to solve the existing social problems.

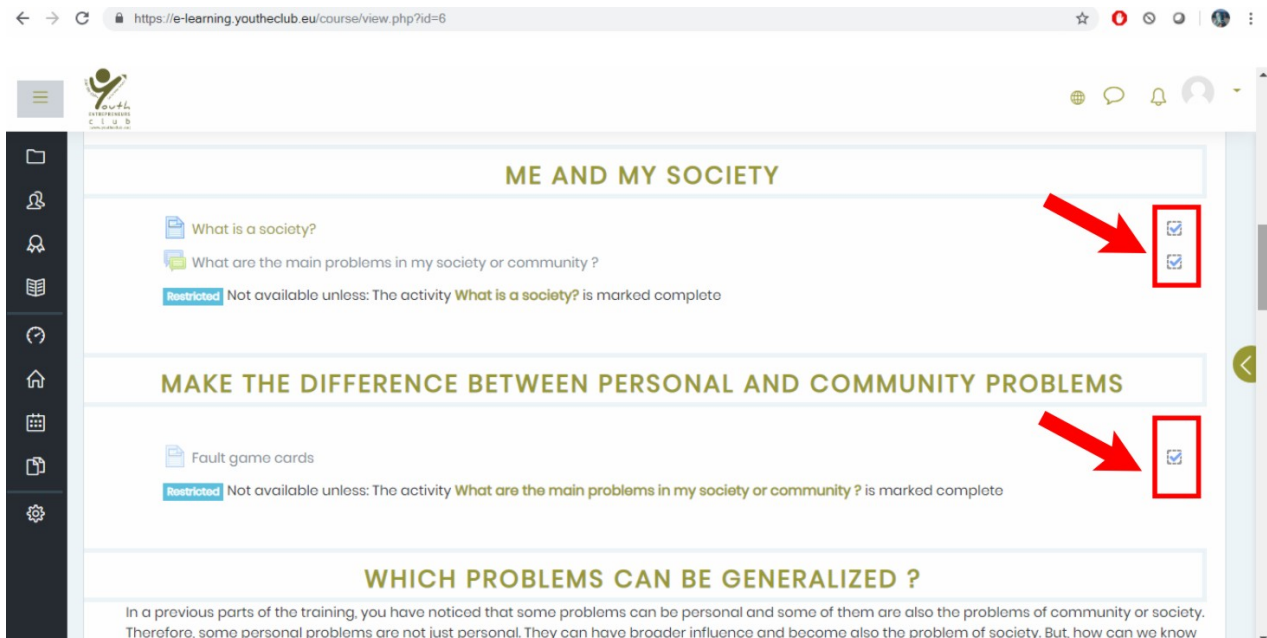
Entrepreneurship and social entrepreneurship

This course will support learners study more about entrepreneurship and social entrepreneurship skills.

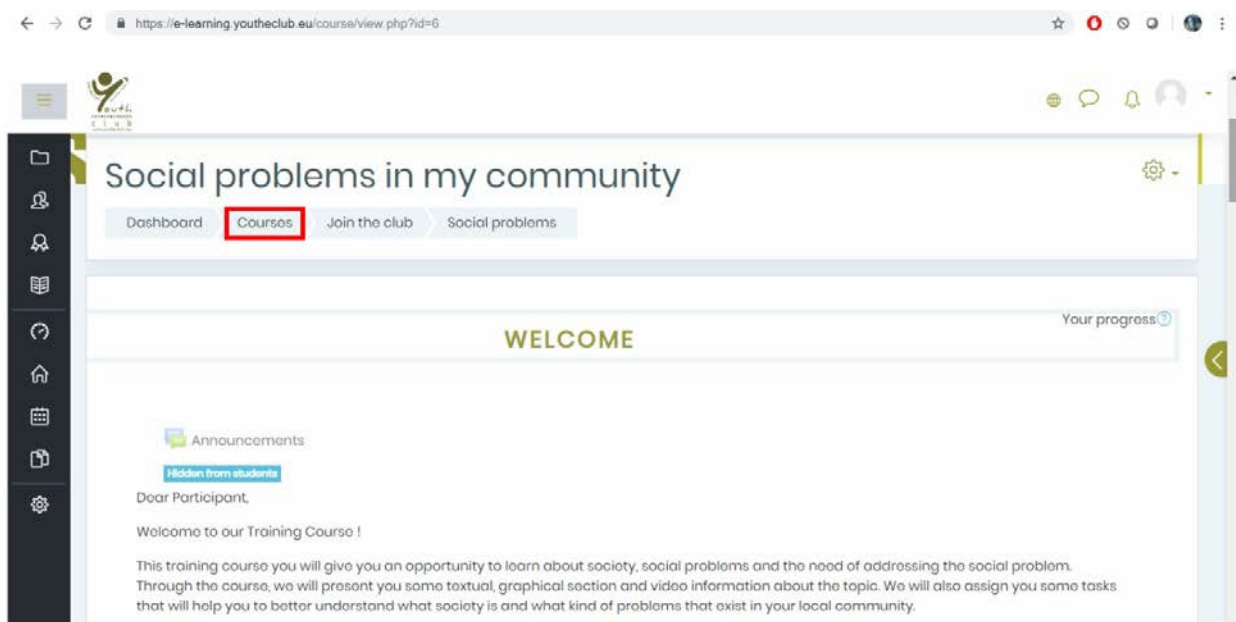
The profile of a social entrepreneur

In this course, you could learn a bit more about the personal characteristics of becoming a social entrepreneur and how to improve your competencies.

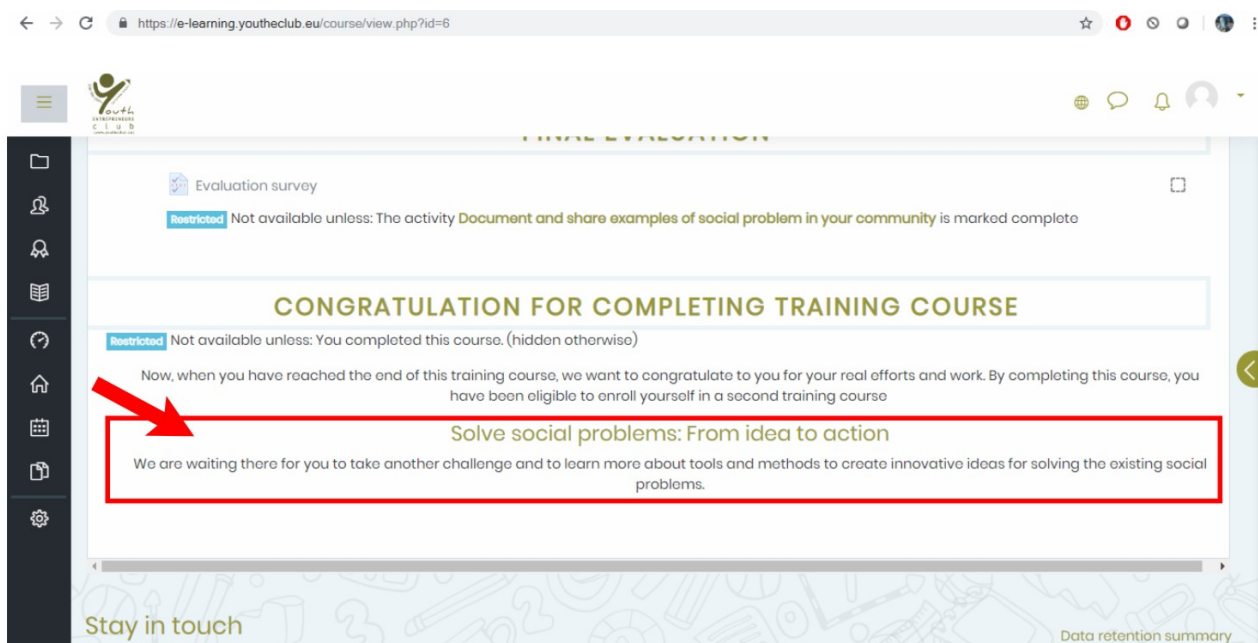
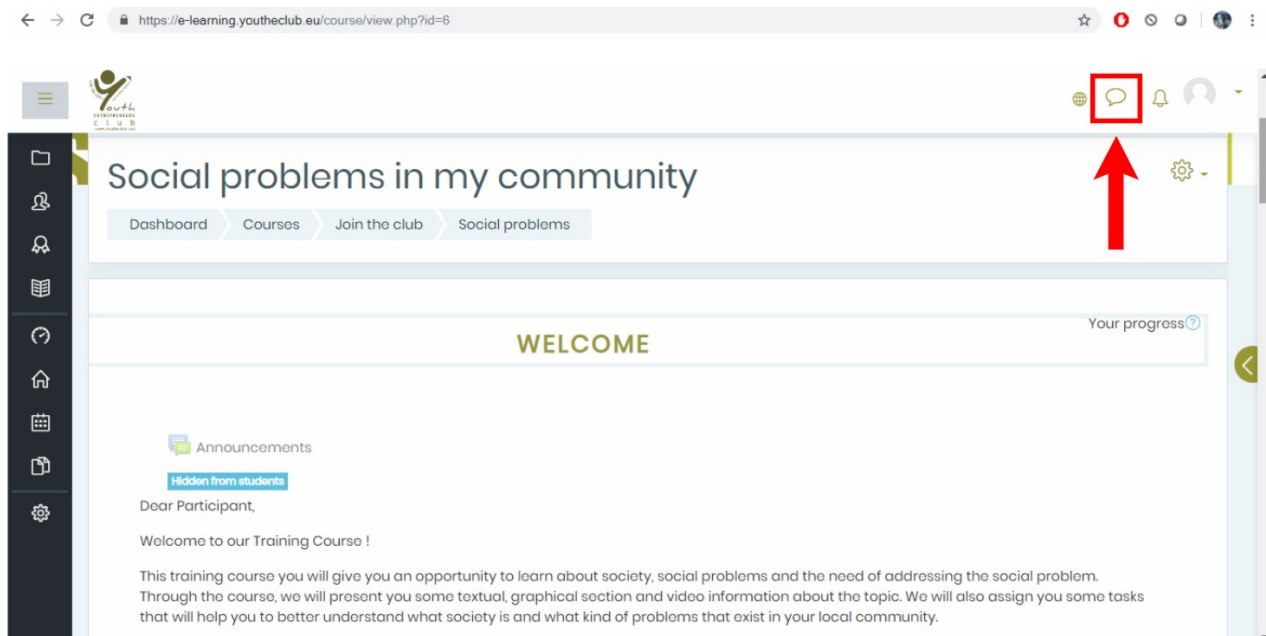
When you **Enter** you are automatically enrolled to the first Training – **Social Problems in my community**. You need to finish all of tasks of the course before moving to the next course.



If you want to return to the home page of the course, use the navigation panel at the top of every page and click Home.



In a case you have a question you can use toggles messages menu where you can contact with your e-mentor.



You have to go through the course till the end.

When you have reached the end of this training course, we want to congratulate to you for your real efforts and work. By completing this course, you have been eligible to enroll yourself in a second training course.

[Solve social problems: From idea to action](#)

We are waiting there for you to take another challenge and to learn more about tools and methods to create innovative ideas for solving the existing social problems.

After finishing the course you will be enrolled for the second training and so on.

PART 1: Social problems

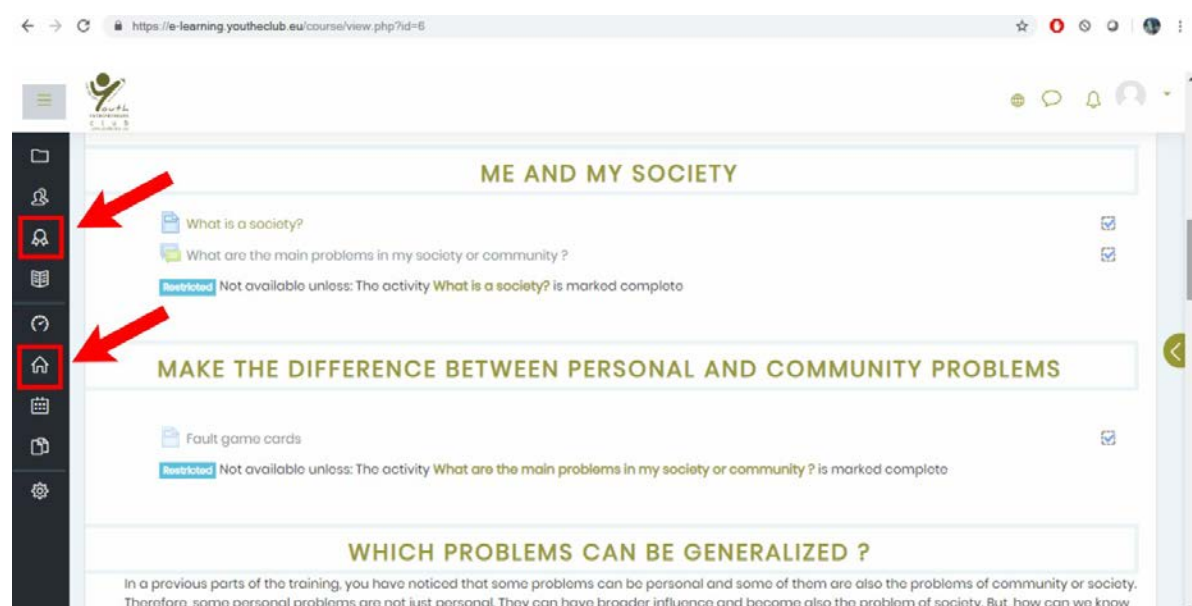
PART 2: Solve social problems: From idea to action

PART 3: Entrepreneurship and Social Entrepreneurship

PART4: The profile of a social Entrepreneur

4. How to track my progress

The task given from the beginning need to be solved and if successful, you get a **badge** which will appear at the next step.



2. After successfully completing the first course, you will be submitting by clicking FINISHED and as a next step you will be able to go to the new course for completing the next set of questions.

Now you are prepared to use euromed.e-evs.eu platform, enjoy!

SOLIDARITY TRACKS



www.tamonopatia.org

Hanoi 2018

Co-funded by the
Erasmus+ Programme
of the European Union



Join the club, Go for your future! ►

| www.youthclub.eu |

